

# BE OFF THE GRID.COM

## LU2

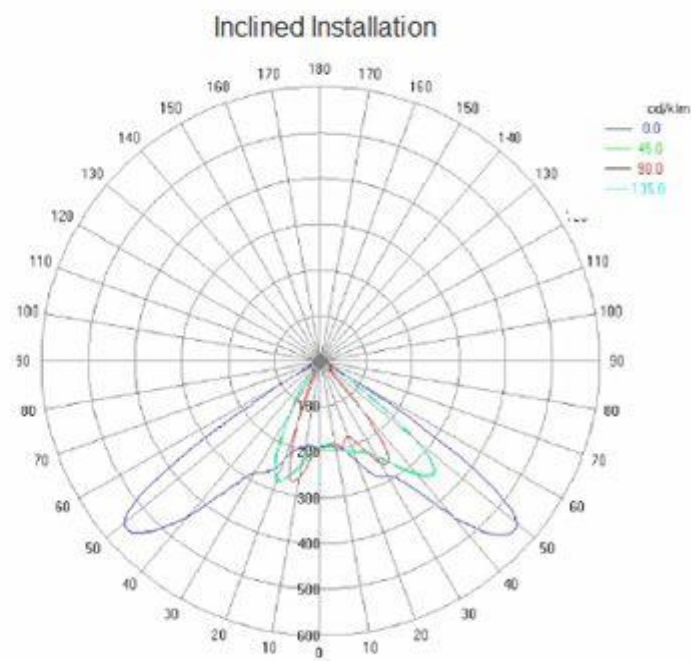
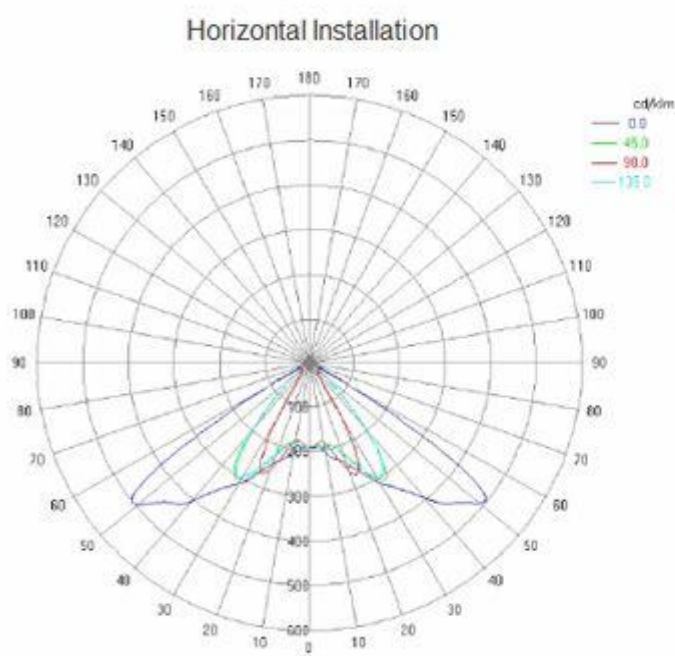
### SPECIFICATIONS

Model Number	<b>LU2</b>
Input Voltage	85-264VAC
Frequency Range	47~63Hz
Power Factor(PF)	>0.9
Total Harmonic Distortion ( Thd)	< 20%
Power Efficiency	85%
Working Voltage	24VDC
Led Consumption	56w
Power Supply Consumption	10w
Led Luminous Efficiency	≥80lm/W
Led Initial Flux	5,000lm (Tj=25°C)
Led Maintain Flux	4,600lm(Tj=60°C,Ta=25°C)
Lamp'S Flux	4,200lm(Tj=60°C,Ta=25°C)
Lamp'S Efficiency (%)	> 90%
Illumination (E)	(Height=6m)≥26 Lux (Replaced Sodium Light Of 65 Lux) (Height=8m) ≥15 Lux (Replaced Sodium Light Of 38 Lux) (Height=10m) ≥9 Lux X (Replaced Sodium Light Of 20 Lux) (Height=12m) ≥6 Lux (Replaced Sodium Light Of 15 Lux)
Effective Illuminated Area	(Height=6m): 20 x 8m (Height=8m):26 x 10m (Height=10m):33 x 13m (Height=12m):40 x 16m
Color Temperature	Pure White: 5,000~7,000k; Warm White :3,000~4,000k
Color Index(CRI)	Ra > 75
Light Source	BBE Emitter (1watt)
Light Distribution Curve/Beam Pattern	Asymmetric (Bat Wing)/ Rectangular Beam
The Highest Light Intensity Angle	120°:The Horizontal Axis:110°, The Vertical Axis:45°; 140°:The Horizontal Axis:130, The Vertical Axis:45°
Beam Angle	120°:The Horizontal Axis:110°, The Vertical Axis:45°; 140°:The Horizontal Axis:130, °The Vertical Axis:45°
Junction Temperature(Tj)	60 °C ±10 % ( Ta=25°C)
System Resistance (Rja)	0.56°C/W
Working Temperature	-30 ~ 50
Working Humidity	10%~90%
Storage Temperature	10 ~85
Working Life	50,000 Hrs
Light Body& Lampshade	Aluminum Alloy And PC
The Dimensions(Units: mm)	540(L) x 315(W) x 90(H)
Net Weight	7 Kgs
IP Rating	IP65
Packing	1 pc /Carton
Carton Size	620 x 400 x 205 mm
Container Q'ty (pcs)	20'Q: 561 pcs 40'Q: 1,166 pcs, 40'HQ: 1,378 pcs



### CURVES

Bat-wing beam pattern of the distribution curve, also can be changed by different section's demand. Rationally control the distribution to be a rectangular beam pattern. When the installation height=12m, the beam pattern is 40x16m rectangular, and the radiation-efficiency is more than 70% in the effective region, the total transperance is more than 90%, the greatest extent possible to reduce the loss of light, the LED light has been fully utilized. The illumination uniformity is very good in the effective radiation region, even better than 0.5, higher than the highest grades of 0.4 of the state road's standards. The edge of the beam pattern is very clear and slide, no adverse glare out of the effective radiation region, will not cause any light pollution, it is an idea cut-lighting lamp. Satisfy the requirements of the road lighting or other special lighting, which can be widely used in the special requirements such as street lighting, advertising lighting, etc.; it is a green, energy-saving, environmentally friendly lighting product.



### Beam Pattern

# BE OFF THE GRID.COM

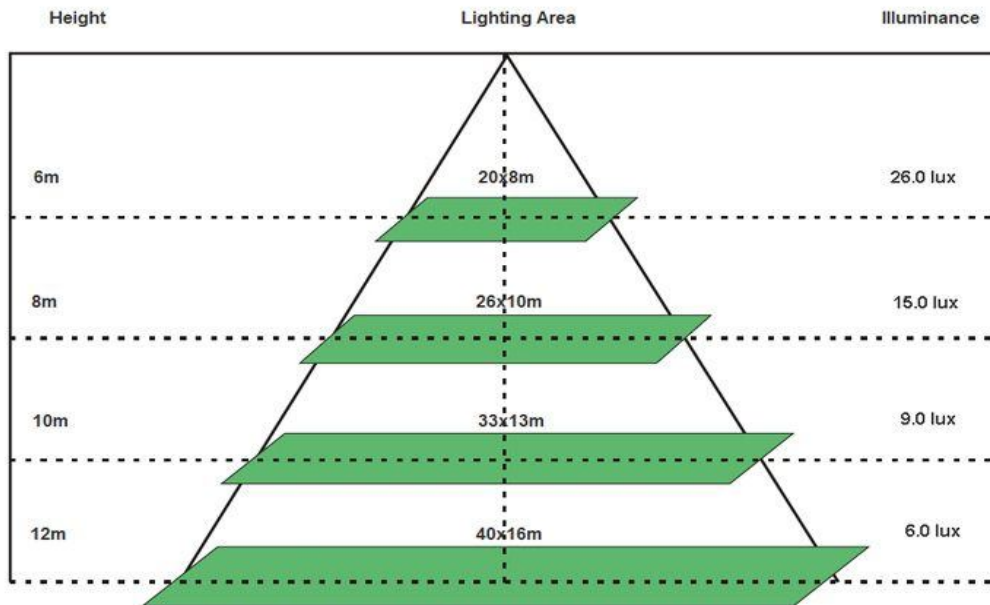

## LU2

The Beam Pattern is rectangular (rectangle), good illumination uniformity, brightness difference is very little between the spot of center and periphery. Almost no difference in the direction of extending the road completely with the continuous extension of the road, it is the ideal lighting lamps for road lighting.

Horizontal Installation



Inclined Installation



### COMPARISON

# BE OFF THE GRID.COM

## LU2

Items	High Pressure Sodium	LED Street Light
Photometric Performance	Bad	Excellent
Radiator Performance	Bad	Excellent
Electric Performance	Electric Shock Easy( High Voltage)	Safe (Low Voltage)
Working Life	Short (5,000h)	Quite Long (> 50,000h)
Working Voltage Range	Narrow ( $\pm 7\%$ )	Wide( $\pm 20\%$ )
Power Consumption	Quite High	Quite Low
Startup Speed	Quite Slow( Over 10minutes)	Rapid (2s)
Strobe	Yes( Alternating Current Drive)	No( Direct Current Drive)
Optical Efficiency	Low	High
Color Index/ Distinguish Feature	Bad, Ra< 50(The Color Of Object Is Faith, Boring, Hypnosis)	Good, Ra>75(The Color Of Object Is Fresh, Veritable And Comfortable)
Color Temperature	Quite Low ( Yellow Or Amber , Uncomfortable)	Ideal Color Temperature ( Comfortable)
Bad Glare	Strong Glare (Dazzle)	No Harmful Glare
Light Pollution	Strong	No
Heating	Serious (>300°C)	Cold Light (<60°C)
Lampshade Turn Dark	Easy ( Absorb Dust)	No ( Static Proof)
Lamp Aging Turn Yellow	In A Short Time	No
Shockproof Performance	Bad(Fragile )	Good (No Filament Nor Glass)
Environment Pollution	Contains Lead Element Etc.	No
Maintenance Cost	High	Quite Low
Product Cubage	Big	Small (Slim Appearance)
Product Weight	Heavy	Light
Cost-Effective	Low	High
<b>Integrated Performance</b>	<b>Bad</b>	<b>Excellent</b>

# BE OFF THE GRID.COM

## LU2

**Revolutionary Photometric Design** - The world's first dedicated optical system (rectangular beam focusing lens). Reasonable control of the light distribution, spot rectangular beam pattern, and ensure an ideal uniformity of brightness on the road surface;

**Unique Integrated Lens and Lampshade Design** - Array Lens play a protective and spot light role, avoid wasteful duplication of light and reduce the loss of light, also reduce the weight of the product and enable simplified structure;

**Creative Design of the Radiator and Lampholder Integration** - Fully protect LED life and heat dissipation requirements, satisfied with the structure and design of LED Lights fundamentally, with the most distinctive features of LED Lights(see attached picture);

**Standard E40, 360-degree Rotation Lamp Holder** - It can still rotate after full tightening the lamp holder arbitrarily, adjust to ensure the best direction face to the ground;

**Direct Replacement Light Source Design** - Direct replace the existing high-pressure mercury lamp, high pressure sodium lamp, metal halide lamps, no need to change the original lamp shell;

**Intelligent Current Control** - Intelligent current control, whatever any deviant situation, it is able to achieve the precision constant current, ensure the LED can work under the secure current;

**No Adverse Glare** - Eliminate the glare caused by the adverse ordinary lights glare and visual fatigue sight interference, improve driving safety, reduce the incidence of traffic accidents, fully embodies the spirit of "People-oriented Technology" in this product;

**No Light Pollution** - Light Distribution designed for road lighting, in addition to illuminate the path and will not illuminate the road outside the region. Eliminate the interference signal by the residents of the light into the rest room;

**No High-voltage, No Dust Adsorption** - Eliminate the high-voltage adsorb the dust cause the lampshade become dark, reduce the brightness;

**No High-temperature, No Aging Yellow Lampshade** - Eliminate baking the traditional lampshade which cause aging yellow, shortened life expectancy and decrease the brightness;

**Wide Working Voltage** – The brightness and working life will be reduced if the working voltage change more than 7% for the traditional streetlight, but it will not influence our LED Streetlight at all;

**Start Without Delay** - Reach the normal brightness and do not have to wait when switch on, eliminate a long process of starting of the traditional street lights;

**No Strobe** - Eliminate the visual fatigue which caused by the strobe lights of the traditional street lamps;

**Impact Resistance, Shock-proof, Without Ultraviolet (UV) and Infrared (IR) Radiation** - No filament and glass frames, avoid break of the traditional lamp, without harm to the human body;

**High Color Index, Nice Coloration** - To show the true colors and more brighter;

### LU2 Features (continued)

**Multiple Color Temperature Options** - Color temperature to meet the needs of different occasions, eliminated the low color temperature of the sodium lamp which

# BE OFF THE GRID.COM

## LU2

cause the hypnotic mood and high color temperature of the mercury lamp which cause the depressed mood, observers will feel more comfortable;

**Tremendous Energy Saving** - Used the ultra high power, high brightness LED light source, together with the high power efficiency power supply, which can save energy 50%-80% than the conventional sodium and mercury lamps;

**Long Life, Up To 50,000 Hours** - (Working for 10 hours a day, can be used for more than 13 years), is 5-10 times working life than a traditional sodium or mercury lamp;

**Green and Environmental Protection** - no lead, no mercury, no environmental pollution;

**Universal Input Voltage** - 85-264VAC full voltage range constant, constant-current PWM technology, high efficiency, low-heat, high-precision constant current;

**No Pollution to Power Network** - Power factor $\geq 0.9$ , THD $\leq 20\%$ , EMI apply with the global universal index, reduce the power loss and transmission lines to avoid contamination of the network of high frequency interference;

**Work Under Low-voltage and Low-Heat, Safe and Reliable** - LED junction temperature can be controlled under an ideal temperature ( $T_J < 70^\circ\text{C}$   $T_a = 25^\circ\text{C}$  ambient temperature);

**Perfect Combination With Solar Energy** - Fully exert the advantage of the LED work under low voltage and environmental work, according to the local solar energy resources, electricity and solar power can also be combined. To achieve the best cost performance and high reliability customers;

**High Luminous Efficiency** - LED luminous efficiency of the existing conditions is  $\geq 65\text{lm/w}$ , with the rapid increase LED brightness, when the luminous efficiency reach  $150\text{lm/w}$ , the 400W sodium lamp will be replaced by the 100W LED lamp, the luminous efficiency will reach  $300\text{lm/w}$  eventually;

**Have a number of patents for inventions and utility model patents.**